

# 2 SPEED AUGER DRIVES





## TELEHANDLER / CRANE TRUCK 3T-8T

### 2-SPEED AUGER DRIVES

Model	PDT3	PDT6	PDT8
Rec Flow	20-75 lpm	20-75 lpm	20-75 lpm
Max Torque (Nm) @ 240 bar	2,954	4,664	5,635
Pressure Release Valve	Included	Included	Included
Energy Control Valve	NA	NA	NA
Max Pressure - Do not exceed	200 Bar @ 76 lpm		
Max Flow - Do not exceed	76 lpm @ 200 Bar		
Power - Do not exceed	25 Kw (34 hp)		
Overall Length (mm)	766	877	883
Diameter (mm)	240	240	290
Weight (kg) - No linkage & hitch	75	104	130
STD Output Shaft	65mm Round	75mm Square	75mm Square
Swing Control (SCS)	Optional	Optional	Optional
Diggalign (Auger Alignment)	Optional	Optional	Optional
HALO (Auger Alignment)	Optional	Optional	Optional
Recommended Auger Diameter			
Recommended Auger	A4/RC4/DR4	A6/RC6/DR6	A6/RC6/DR6
Max Auger Dia Fracturable Rock*	600mm	900mm	900mm
Max Auger Dia Clay/Shale*	600mm	900mm	900mm
Max Auger Dia Earth*	750mm	1000mm	1000mm

#### AUGERS TO SUIT

- TRU-CUT – a 300mm auger cuts a 300mm hole. No more oversized holes!
- Over 30 years of auger design and manufacture has resulted in an extremely efficient cutting head design and optimum flight pitches to provide maximum soil removal in all ground conditions.
- Easy knock in and out teeth requires no special tools.



#### GENERAL PURPOSE AUGER

- Dig holes in earth conditions and clay
- Earth and Tungsten Teeth Available

#### COMBINATION ROCK & EARTH AUGER

- Dig holes in earth conditions, clay, asphalt, concrete and fracturable rock
- All purpose cutting heads - no more interchanging cutting heads & using multiple augers

#### DEDICATED ROCK AUGER

- Rotating rock picks for shale and fracturable rock
- Heavy duty efficient cutting head for the ultimate rock drilling auger

#### ESSENTIALLY 2 DRIVE UNITS IN ONE

Save time and money by eliminating the need for multiple drive units.

#### LOW SPEED - HIGH TORQUE

Ideal for drilling with large diameter augers / hard fracturable rock.

#### HIGH SPEED - LOW TORQUE

Ideal for small diameter augers or softer soils where speed is needed. Switch to high speed for added spin off speed for clearing larger diameter augers.

#### FEATURES

- Compact high torque Digga gearbox
- Fitted with high efficiency Eaton VIS motor
- Integrated PRV (Pressure Relief Valve)
- Extreme duty shaft locking system
- Low maintenance with 5 year gear box and 3 year motor warranty



Output speed and torque specifications are THEORETICAL. Speed and torque output are dependent on the overall system efficiencies associated with the prime movers hydraulic system. This document should be used for information and comparative purposes only. When determining criteria, & application-specific information is required, please contact DIGGA. (\*) Max/min drilling diameter (DIA) dependant on ground conditions. Guide is a recommendation only.

## TELEHANDLER / CRANE TRUCK 3T-8T

### OUTPUT SPEED

Model	PDT3		PDT6		PDT8	
	Hi Torque Low Speed	Low Torque High Speed	Hi Torque Low Speed	Low Torque High Speed	Hi Torque Low Speed	Low Torque High Speed
20	22	43	14	27	11	18
25	27	54	17	34	14	23
30	32	65	20	41	17	27
35	38	75	24	48	20	32
40	43	86	27	55	23	36
45	49	97	31	61	25	41
50	54	108	34	68	28	45
55	59	119	38	75	31	50
60	65	129	41	82	34	54
65	70	140	44	89	37	59
70	75	151	48	96	39	63
75	81	162	51	102	42	68

### OUTPUT TORQUE

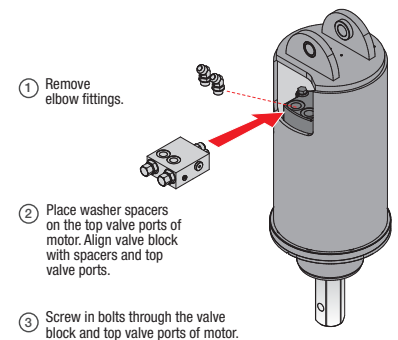
Model	PDT3		PDT6		Model	PDT8	
	Hi Torque Nm	Low Torque Nm	Hi Torque Nm	Low Torque Nm		Hi Torque Nm	Low Torque Nm
90	1,329	665	2,099	1,049	90	2,573	1,608
100	1,477	738	2,332	1,166	97	2,771	1,732
110	1,624	812	2,565	1,282	110	3,167	1,980
120	1,772	886	2,798	1,399	117	3,365	2,103
130	1,920	960	3,031	1,516	124	3,563	2,227
140	2,068	1,034	3,265	1,632	131	3,761	2,351
150	2,215	1,108	3,498	1,749	138	3,958	2,475
160	2,363	1,181	3,731	1,865	145	4,156	2,598
170	2,511	1,255	3,964	1,982	159	4,552	2,846
180	2,658	1,329	4,197	2,099	172	4,948	3,093
190	2,806	1,403	4,430	2,215	186	5,344	3,341
200	2,954	1,477	4,664	2,332	200	5,635	3,588

## SCREW ANCHOR APPLICATIONS

Digga's auger drives can be converted to screw anchor drives in 3 easy steps with the addition of our patented 'Anti Kickback Valve'. The valve controls the rapid decompression of oil which occurs during pile instillation. A pile builds up rotational energy, somewhat like a rubber band on a wind up model plane. The pile momentarily kicks back, forcing energy back up the pile through the drive shaft to the gear box, through the hydraulic motor. This action momentarily causes the motor to effectively turn into a high speed pump, potentially causing costly motor failure. Fitted to the drive manifold, the Anti Kickback Valve controls this release of energy.

Digga's 5 year gearbox and 3 year motor warranty does not allow to auger drives which are used for screw anchoring and not fitted with an Anti Kickback Valve.

### EASY FITMENT OF THE OPTIONAL SWOOSH VALVE FOR SCREW ANCHORING APPLICATIONS



Output speed and torque specifications are THEORETICAL. Speed and torque output are dependent on the overall system efficiencies associated with the prime movers hydraulic system. This document should be used for information and comparative purposes only. When determining criteria, & application-specific information is required, please contact DIGGA. (\*) Max/min drilling diameter (DIA) dependant on ground conditions. Guide is a recommendation only.